


BUTTONS

THREE STRANDS OF FLOSS

Floss in matching or contrasting color



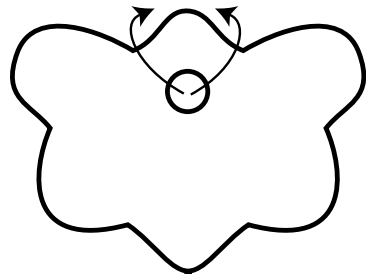
*Go through each hole twice for an equivalent of six strands.
Tie a knot at the back.*

You may tie the knot at the front for a decorative effect.



*Three strands through one
hole twice.*

Tie a knot at the back.



*Three strands through
one hole.*

Tie a knot at the back.

BUTTONS

WITH BEADS

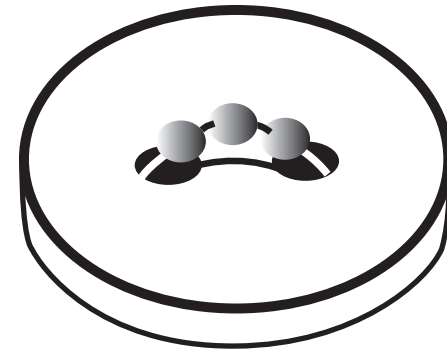
two strands of floss on beading needle



Two strands of floss through hole and one bead.

Return needle through same hole of button.

Tie a knot at the back.



Two strands of floss through each hole once.

Second time through pick up two to three beads.

Tie a knot at the back.