

Herrschners®

Cheerful Wine

CHARMS

Shopping List

14-ct Perforated Paper by Wichelt

Herrschners Item #: ID120020P
-0001 White

Craftways® Embroidery Floss

Herrschners Item #: ID703961P

Needles

Herrschners Item #: ID1321630P

Felt Glue

Herrschners Item #: ID049038

Felt
Beads
Jump Rings
Earring Hoops



To order, visit
Herrschners.com



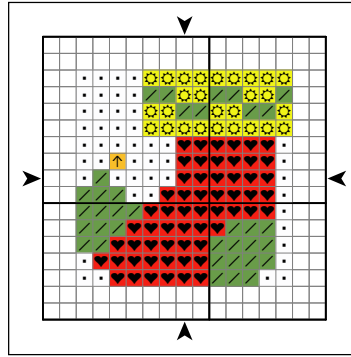
General Instructions

Center the design and begin stitching. Work cross-stitches with three strands of cotton embroidery floss. Use two strands of cotton embroidery floss to work backstitches and French knots.

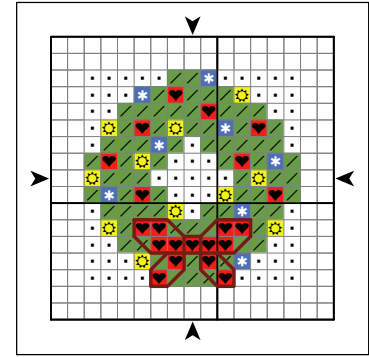
Finishing Instructions

Using a small, pointed scissors, trim each design to within one unstitched row, being careful to avoid clipping any threads. Glue the stitched pieces to a 1" felt square and let dry. Insert two jump rings through the sixth and ninth holes from the left on the top of each design, going through the paper and piercing the felt. Close the jump rings and thread an earring hoop through both rings. Embellish the hoop with beads as desired.

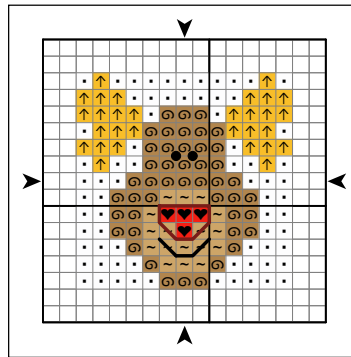
Stocking



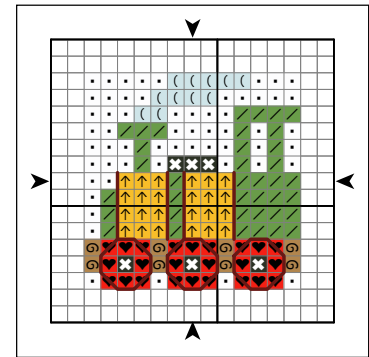
Wreath



Reindeer



Train



Full Cross-Stitches (3 strands)

Craftways	Symbol	Color
316	★	Dark Delft Blue
340	☾	Very Light Baby Blue
612	■	Tan
525	★	Topaz
630	□	White
677	⊠	Black
932	♥	Bright Christmas Red
978	↑	Light Tangerine
985	■	Bright Christmas Green
1044	⊙	Dark Coffee Brown

French Knots (2 strands)

Craftways	Symbol	Color
677	•	Black (reindeer's eyes)

Backstitches (2 strands)

Craftways	Symbol	Color
677	—	Black
927	—	Very Dark Coral Red

